


To register and buy the online MSA training course, please follow the following instructions:

1. From the marsectraining.com website, click the **Buy Now** button.



2. If you do not have an account, click the **New User** link. If you have an account already, skip to #5.



**MARSEC**  
TRAINING, INC  
approved maritime security training

Marsec Training  
Welcome to the MARSEC Training Center. Please Log In.

**Log In**

Email:   
Password:   
☐ Keep me logged in.  
[Forgot your password?](#)  
**Submit**

**Note**

If your account includes a valid email address, use your email address to log in. If not, use your username.

**Options**

[New User? Sign up here.](#)

3. Enter your name and email address and create a password. Click **Submit** to return to the login screen.

A screenshot of a web application window titled "MARSEC Training" with a subtitle "Welcome to the MARSEC". The main content area contains a form for creating a user account. The form has the following fields: "\*First Name:", "\*Last Name:", "\*Email:", "\*Password:", and "\*Confirm Password:". Each field is followed by a text input box. Above the fields, there is a message: "Please enter the details of your user account below and click Submit." and a note: "\* = Required Field". To the right of the form is a blue button labeled "Submit". The background of the window is a light gray with a dark blue border.

4. Click **Close** to return to the login screen.

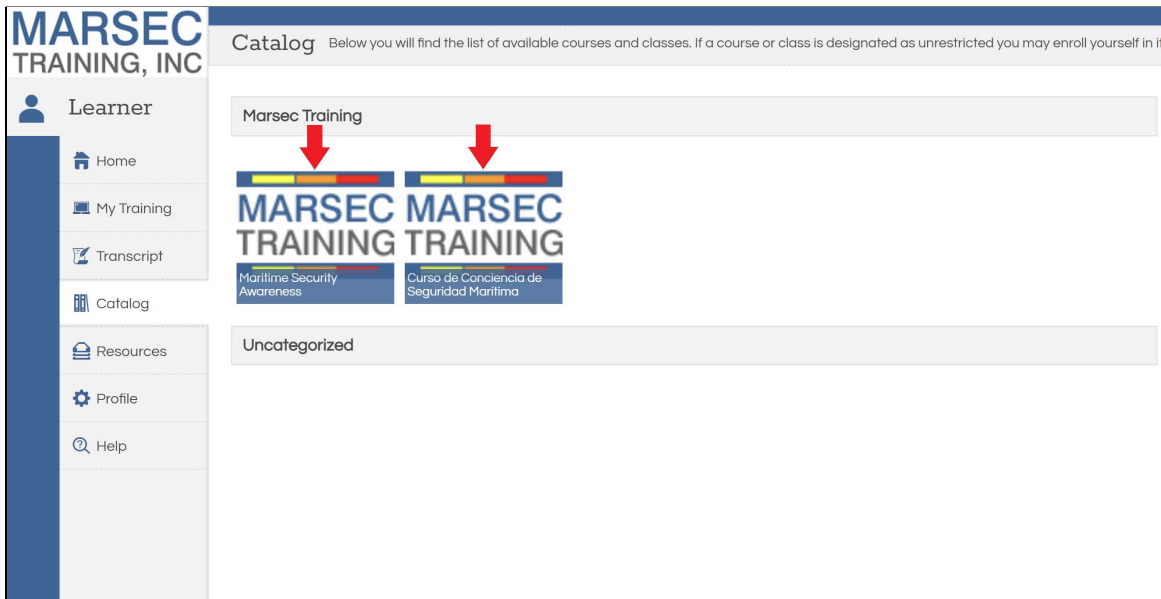
A screenshot of the same web application window, but now displaying a success message. The message reads: "Your user account has been created successfully. Please close this pop-up window and log in using the credentials you created." To the left of the message is a small icon of a person with a green checkmark. To the right of the message is a blue button labeled "Close". A red arrow points to the "Close" button. The background of the window is a light gray with a dark blue border.



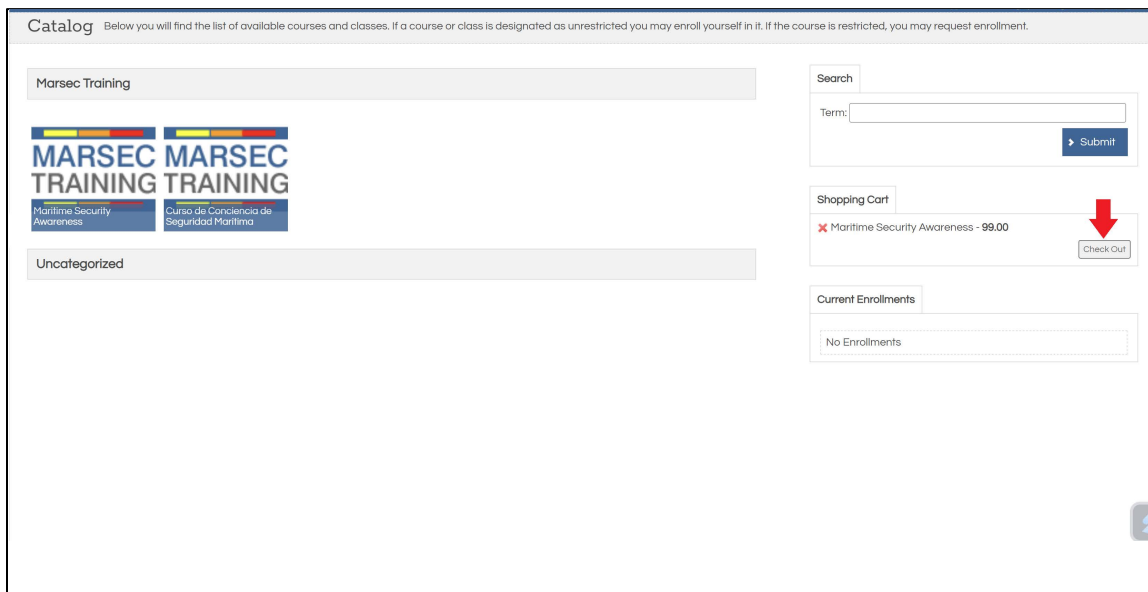
5. Enter your credentials and click **Submit** to login to the MARSEC Training portal.

6. Click **Catalog** on the navigation menu.

7. Choose the English or Spanish version and click **Add to Cart**.



8. Click **Check Out** to continue.



9. Click **Confirm**.

Please confirm that the contents of your shopping cart are correct below. If you have a discount code, enter it in the discount code box and click *Apply*. When you are ready to finalize your purchase, click *Confirm*.

Maritime Security Awareness	\$99.00	<a href="#">Remove</a>
-----------------------------	---------	------------------------

total: \$99

If you have a discount code, enter it in the discount code box and click *Apply*:

[Apply](#)

[Confirm](#)

A red arrow points to the **Confirm** button.

10. Complete **Bill To** and **Pay With** information and click **Submit** to process your purchase.

Please enter your credit card information below. When you are ready to make your purchase, click *Submit*.

Total to be charged: \$99.00

**Bill To:**

First Name:

Last Name:

Company:

Address:

City:

State:

Zip Code:

Phone:

Email:

**Pay With:**

Credit Card Number:



Expire Date:  01 - January  2016

CVV#:  Last 3 or 4 digits on back of card or for Amex cards are 4 digits on front.

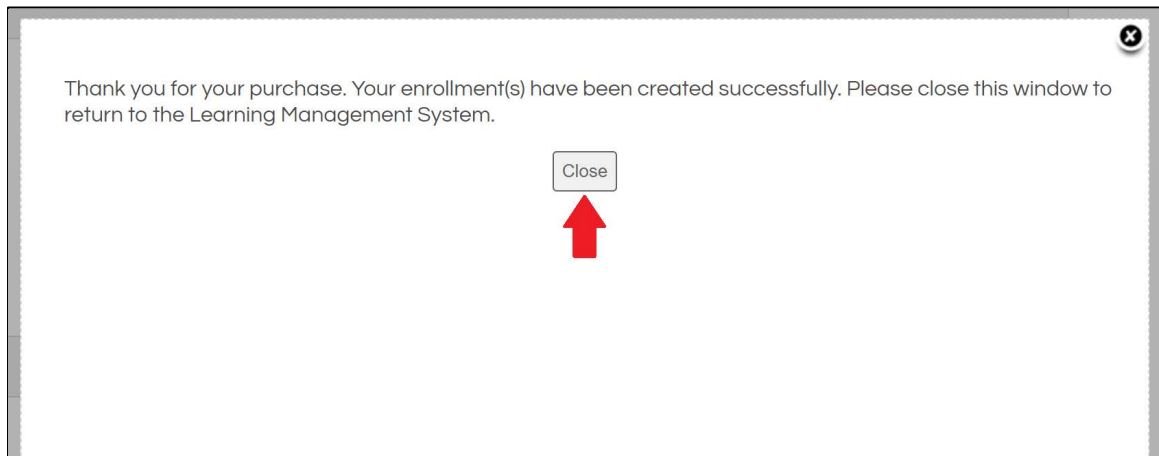
Please click the Submit button only once!

[Cancel](#) [Submit](#)

A red arrow points to the **Submit** button.

11. Click Close to proceed to My Training.



12. Click the **Play** icon to begin the course. You may leave and return to the My Training tab at anytime to resume.

